



A FULLRIVER BATTERY FOR EVERY APPLICATION

Since 1995, our goal has been to prove that AGM technology was not only superior to other battery types, but our batteries were also superior to other AGM manufacturers. Third party testers and customers' in-house engineering teams proved this to be true.

Now, our goal is to expand our products into a broadening list of applications. We fine-tuned our battery technology, added application specific batteries, included more battery types, and offer an extensive array of battery accessories and chargers for the complete solution. From solar to racing, AWP to marine, and everything in between, there is a Fullriver battery for every application.



ISO
CERTIFIED

9001:2008 CERTIFIED / Quality Management System
14001:2004 CERTIFIED / Environmental Management System
18001:2007 CERTIFIED / Occupational Health & Safety Management System

DELIVERY APPROVED!
LAND, SEA, & AIR

Fullriver batteries are sealed lead acid batteries made with Absorbed Glass Mat (AGM) or GEL technology. The electrolyte is absorbed into the fiberglass (or gel) separator material rather than in a free-flowing liquid form. Fullriver batteries are non-spillable, electric storage batteries. Fullriver batteries are excepted from the requirements of DOT's hazardous materials regulations since Fullriver batteries adhere to the requirements of Code 49 CFR Section 173.159(D). **CLASSIFIED APPROVED: DOT, CFR, HMR49, IATA, ICAO67, IMDG27**

v03.2019



PREMIUM
 DEEP CYCLE
 AGM BATTERY



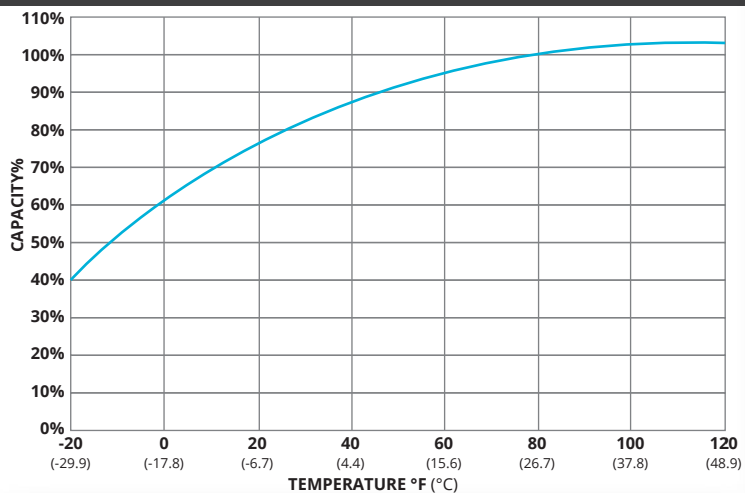
DC Series

SEALED & MAINTENANCE-FREE ENERGY SOLUTION

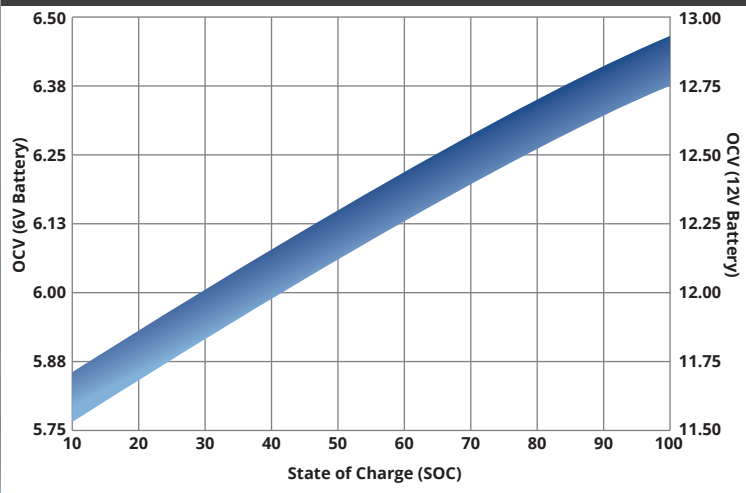


www.magnacharge.com

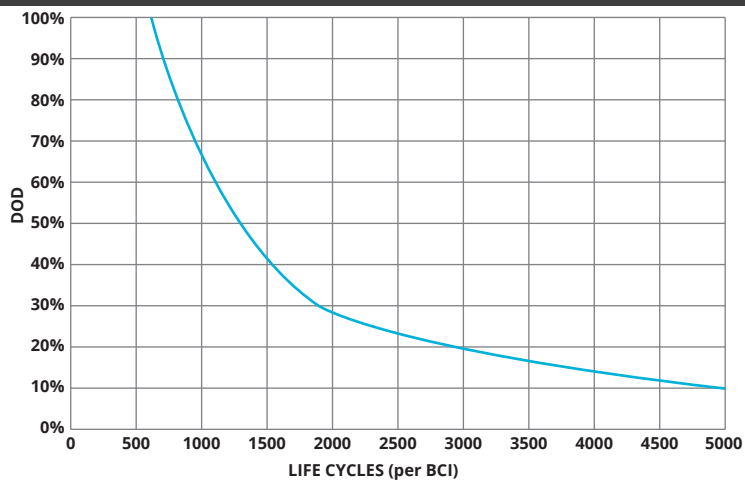
TEMPERATURE vs CAPACITY



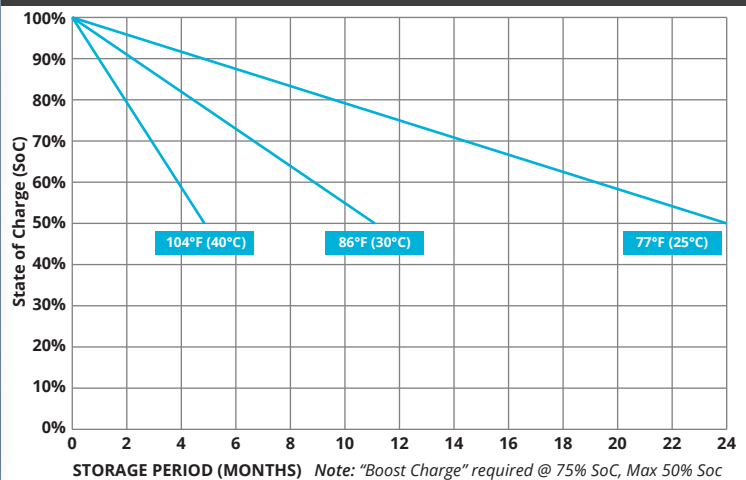
STATE OF CHARGE (SOC) vs OPEN CIRCUIT VOLTAGE (OCV)



CYCLE LIFE vs DEPTH of DISCHARGE (DOD)



SELF DISCHARGE vs TIME/TEMPERATURE



SOLAR

AWP

FLOOR MACHINES

ELECTRIC VEHICLES

MATERIAL HANDLING

MARINE

RECREATIONAL VEHICLES

COMMERCIAL TRUCKING

MOBILITY

DC Series

PREMIUM DEEP CYCLE AGM BATTERIES

Fullriver DC batteries provide the performance and life of a true deep cycle battery with all the convenience and benefits of being maintenance-free and non-hazardous.

MAINTENANCE-FREE

NON-HAZARDOUS

SPILL-PROOF

CORROSION-FREE

DEEP CYCLE

LONG LIFE

HIGH CAPACITY

WEATHER RESISTANT

CLEAN-GREEN

DC MODEL	VOLTS	GROUP SIZE	RES. CAPACITY (min)		CYC. CAPACITY (AH)		CRANKING (Amps)		TERM. TYPE	DIMENSIONS (in / mm)			WEIGHT (lbs / kg)
			@ 25 Amps	@ 75 Amps	@ 5hr Rate	@ 20hr Rate	CA @ 32°F	CCA @ 0°F		LENGTH	WIDTH	HEIGHT	
2 VOLT DEEP CYCLE BATTERIES													
SLA-2V DC1150-2	2	L16	2235	658	945	1150	5400	4500	M10	11.61 (295)	7.05 (179)	16.18 (411)	124.8 (56.6)
6 VOLT DEEP CYCLE BATTERIES													
SLA-6V27 DC220-6	6	27	425	112	180	220	1170	990	M8	12.05 (306)	6.85 (174)	8.90 (226)	71.0 (32.2)
SLA-GC224 DC224-6	6	GC2	441	113	179	224	1080	900	M8 + TPO8	10.24 (260)	7.09 (180)	10.71 (272)**	67.9 (30.8)
SLA-6V245DC DC245-6	6	DIN	457	120	198	245	1120	930	AP	9.61 (244)	7.48 (190)	10.83 (275)	72.8 (33.0)
SLA-GC250 DC250-6	6	GC2	531	135	204	250	1160	960	M8 + TPO8	10.31 (262)	7.13 (181)	10.71 (272)**	77.4 (35.1)
SLA-J305 DC335-6	6	902/J305	751	184	274	335	1560	1300	DT	11.61 (295)	7.01 (178)	14.41 (366)	102.7 (46.6)
SLA-L16 DC400-6	6	903/L16	885	229	340	415	1800	1500	DT	11.61 (295)	7.05 (179)	16.69 (424)	123.2 (56.0)
8 VOLT DEEP CYCLE BATTERIES													
SLA-GC8 DC180-8	8	GC8	335	125*	148	180	1220	1000	M8	10.24 (260)	7.17 (182)	10.71 (272)	75.0 (34.0)
SLA-GC8V DC200-8	8	GC8H	390	140*	164	200	1420	1150	M8	10.24 (260)	7.17 (182)	11.77 (299)	83.1 (37.7)
12 VOLT DEEP CYCLE BATTERIES													
SLA-U1 DC35-12	12	U1	52	-	29	35	230	190	M6	7.72 (196)	5.16 (131)	6.57 (167)	23.8 (10.8)
SLA-22NF DC55-12	12	22NF	96	21	45	55	480	400	M6	9.02 (229)	5.43 (138)	8.35 (212)	39.0 (17.7)
SLA-24 DC85-12	12	24	145	34	70	85	600	510	M8 + TPO8	10.24 (260)	6.65 (169)	8.46 (215)**	55.1 (25.0)
SLA-27 DC105-12	12	27	175	43	86	105	820	680	M8 + TPO8	12.09 (307)	6.65 (169)	9.29 (236)**	67.0 (30.4)
SLA-31 DC115-12	12	31	200	45	91	115	910	760	M8 + TPO8	12.91 (328)	6.77 (172)	9.49 (241)**	72.3 (32.8)
SLA-12V140DC DC140-12	12	DIN	260	62	115	140	950	795	M8 + TPO8	13.43 (341)	6.77 (172)	11.14 (283)**	95.5 (43.3)
SLA-T1275 DC150-12	12	GC12	295	80	130	150	1050	900	M8 + TPO8	12.87 (327)	7.17 (182)	10.75 (273)**	94.8 (43.0)
SLA-160-12 DC160-12	12	-	300	82	130	160	1070	910	M8	19.06 (484)	6.73 (171)	9.49 (241)	102.1 (46.3)
SLA-4D DC210-12-LT	12	4D	400	105	172	210	1425	1180	LT / APW	20.87 (530)	8.23 (209)	8.58 (218)	133.4 (60.5)
SLA-J185 DC215-12	12	921/J185	420	110	172	215	1200	1000	DTW	15.00 (381)	7.01 (178)	14.61 (371)	131.8 (59.8)
SLA-8D DC260-12	12	8D	578	145	214	260	1830	1525	LT / APW	20.51 (521)	10.59 (269)	8.82 (224)	170.6 (77.4)



Canada: 1-888-271-8888

United States: 1-844-370-0258

Panama: +507-292-4776

sales@magnacharge.com

* Reserve capacity (minutes) @ 56 Amps
 ** Brass SAE post is removable reducing total height by 0.86"